

Initials of the patient's name : \_\_\_\_\_

Date : \_\_\_\_\_ Visit : 1 2 3 4 5

File CHUS : \_\_\_\_\_

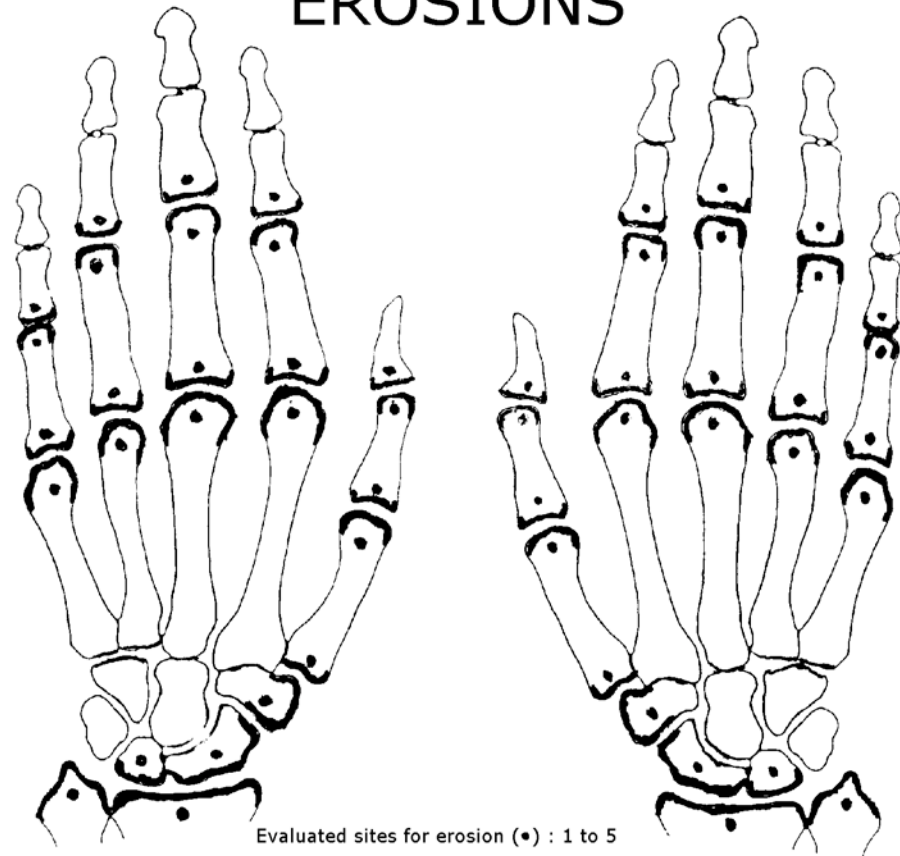
# EROSIONS

Score

Hands : \_\_\_\_\_

Feet : \_\_\_\_\_

Total : \_\_\_\_\_

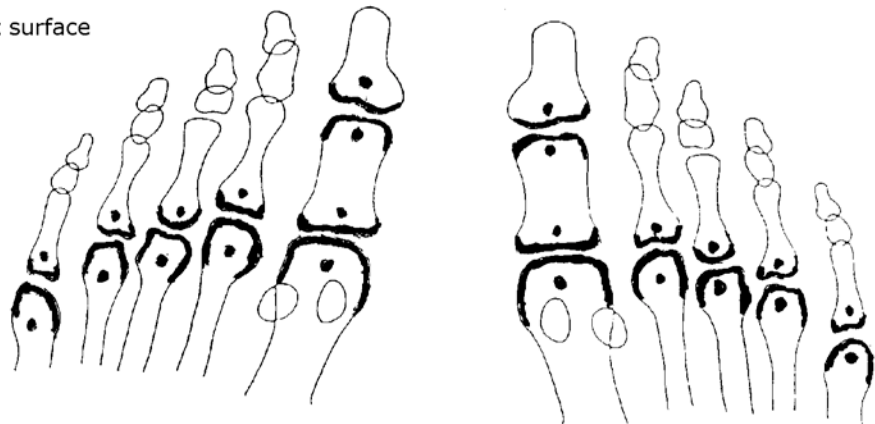


Evaluated sites for erosion (•) : 1 to 5

## SCORE

- 1 = Discreet lesion
- 2 to 4 = Surface dependant
- 3 = Reaches >50% of the joint surface
- 5 = Bone collapsus

P.S. The erosion noted can be caused by R.A. and arthrosis.



Evaluated sites for erosion (•) :  
1 to 10 (5 for each side of the joint)

\_\_\_\_\_  
Signature of the evaluator

\_\_\_\_\_  
Date of the evaluation

Initials of the patient's name : \_\_\_\_\_

Date : \_\_\_\_\_

Visit : 1 2 3 4 5

File CHUS : \_\_\_\_\_

# JOINT SPACE NARROWING

Defined periarticular osteopenia

## Score

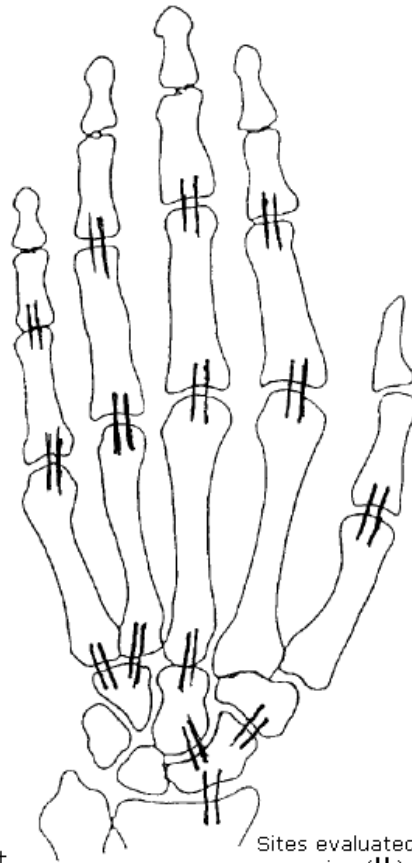
Hands : \_\_\_\_\_

Feet : \_\_\_\_\_

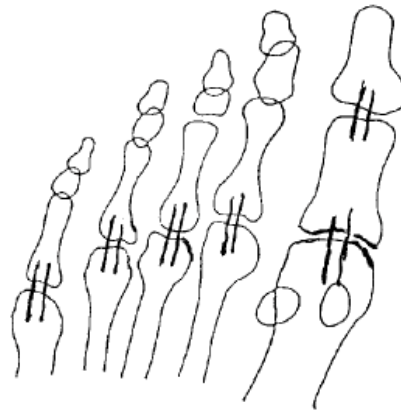
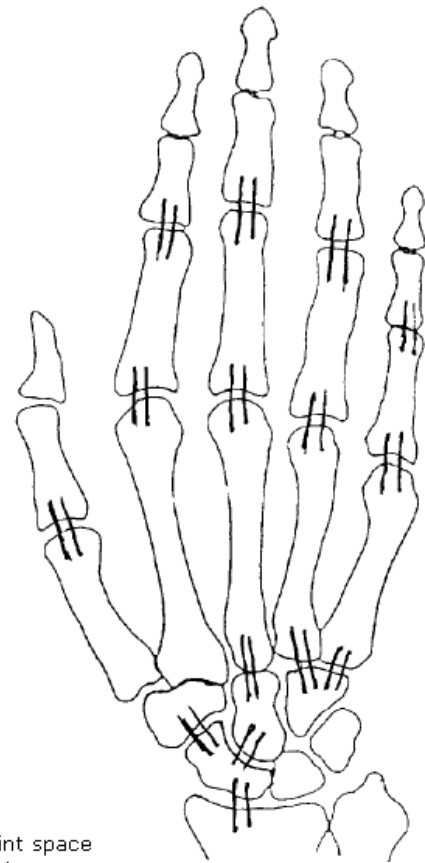
Total : \_\_\_\_\_

## Score

- 1 = Focal or not important enough to quote 2
- 2 = >50% space left (generalized narrowing)
- 3 = <50% space left or subluxation
- 4 = Complete ankylosis or luxation



Sites evaluated for joint space narrowing (||) : 1 to 4



Sites evaluated for joint space narrowing (||) : 1 to 4



\_\_\_\_\_  
Signature of the evaluator

\_\_\_\_\_  
Date of the evaluation